



Follow these quick, easy steps to get started.

1. Slide your Game Pak into your N64<sup>®</sup> Control Deck.
2. Connect your Controller to Socket 1 on the far left.
3. Connect the VRU to Socket 4 on the far right.
4. Turn the N64 Deck ON.
5. Choose New Game, select a file, then press **A**.

Now you're ready to get started! I've sent you a prototype PokéHelper that lets you talk to Pokémon. I'd like to see how well you can use it, so head to the Viridian Forest Edge. That's where you'll meet Pikachu!





# Using the Controller








## Z Button / L Button

Mike switch

- ▶ Press and hold to talk
- ▶ Release when done talking

## C Buttons

- C  Look at Pikachu
- C  Use the Control Stick to look around.
- C   Step left or right



## Control Stick

Move

## A Button

Grab and throw items

## B Button

PokéHelper Button  
(Get info about items)



That's all you need to know to start playing! I'll give you more advice as you play, and you can always check the PokéHelper for more key words. Also, don't forget to read the Instruction Booklet - it's full of tips and information!



Emulation64.fr





It's finally time to talk to Pikachu. These are just a few of the words Pikachu understands. Be sure to try others, too!



## 1. Viridian Forest Edge

Here are some of the very first words you'll want to say to Pikachu.

Getting Pikachu's Attention:

**Pikachu**  
**Come here**  
**This way**  
**Over here**

Talking to Pikachu:

**Let's Play**  
**You're so cute**  
**Good morning**



## 2. Viridian Forest



Add to your forest fun by saying these words to Pikachu.



**Wake up**  
**Throw it**  
**Terrific**

**Good Morning**  
**Thank you**  
**Goodbye**

## 3. Ochre Woods



These words should help you and Pikachu get what you're after.

**Ingredients**  
**Carrot**  
**Parsley**  
**Onion**



Emulation64.fr





4.

### Springleaf Field



Pikachu likes flowers. These are just a few of them. How many can you find together?

Sunflower  
Bluebell  
Tulip



5.

### Fishing Holes



Going fishing is a great way to spend the day with Pikachu. See how many fish you can catch!

Catch it  
Reel it in  
Pull  
Pull harder  
Let it go



Pikachu knows lots of other words. I'll teach some of them to you as you go. Others are listed in **red** in the PokéHelper.



### Talking Tips:

- ▶ Press and hold the Z Button to talk.
- ▶ Release the Z Button after talking.
- ▶ Get Pikachu's attention before talking to it.
- ▶ Say words that Pikachu understands. Those key words are shown in red in the game.
- ▶ Say key words or phrases one at a time.
- ▶ Speak clearly and pronounce words correctly.
- ▶ Play in a quiet area.



NINTENDO<sup>64</sup>



© 1996 - 2000 Ambrella (Marigu). © 1995 - 2000 Nintendo / Creatures / GAME FREAK inc. TM, ® and the "N" Logo are trademarks of Nintendo of America Inc. All rights reserved.  
© 2000 Nintendo of America Inc.

Emulation64.fr

